

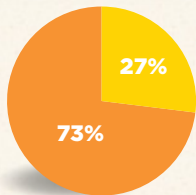
2016 Show Stats

12,227 TOTAL PARTICIPANTS (INCLUDING EXHIBITORS)

Overall Number of Exhibitors Increased by **> 5%** Over 2015

Total Participants Increased by **> 14%** Over 2015

Number of Hosted Buyers 3,216 from 60 countries



U.S. and Canada International

↑ 6% Increase Over 2015

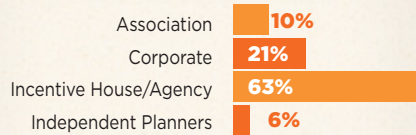
Hosted Buyers by Country of Origin

U.S.	68%
Canada	5%
Brazil	4.5%
UK	4%
China	2.5%
Mexico	2.5%
Germany	2%
India	1.5%
Argentina	1.5%
Australia	1%
Other	7.5%

Long Haul Buyers Also Came From

Spain, Switzerland, France, Israel, Poland, Italy, Netherlands, Russia, South Korea, New Zealand, Belgium, Ireland, Sweden, Portugal, Singapore, Turkey, Japan, South Africa, Ukraine and more

Hosted Buyers by Nature of Business



60,000

Prescheduled Appointments
(one-on-one and booth presentations)

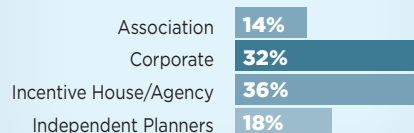
↑ 5% Increase Over 2015

plus 10,000 buyers in group appointments

2,580
Trade Attendees
From 64 Countries

U.S.	83%
Mexico	3.5%
Canada	2.5%
UK	1.5%
Brazil	1.5%
Other	8%

Buyer Attendees by Nature of Business



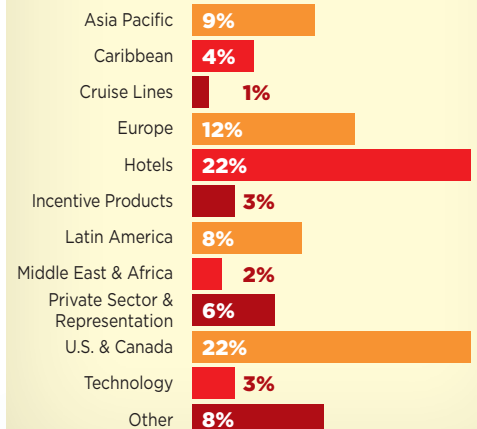
3,250

Exhibitors Representing
139
Countries

with
69 New Booths in 2016

↑ 5% Increase Over 2015

Breakdown of Booth Space Taken by Region or Type



Number of Press

118 from **16** countries

IMEX AMERICA
October 10-12, 2017
Las Vegas

If you require show photography in support of your report, please download from our [2016 Show Photo File](#) >

